



ALN Systems, Inc.  
Is pleased to Announce the Launch of

# MarketWatch

## ALN's Apartment Market Conditions Report Dallas/Fort Worth Metro

ALN's **MarketWatch** quarterly report provides you with a written review of apartment market conditions & trends supported by detailed data tables, summary tables, graphs and charts.

**MarketWatch** will be a great tool for

- ❖ Monitoring changes in the apartment market not only at the Metro level but also at the Submarket level. You will gain market insight on the best performing submarkets and the worst performing by having access to the following indicators: occupancy rankings, average rental rate rankings & net absorption rankings.
- ❖ Forming and supporting your own opinions of where the D/FW Apartment Market has been, where it is currently and where it is going. **MarketWatch** provides the necessary data to answer these important questions.

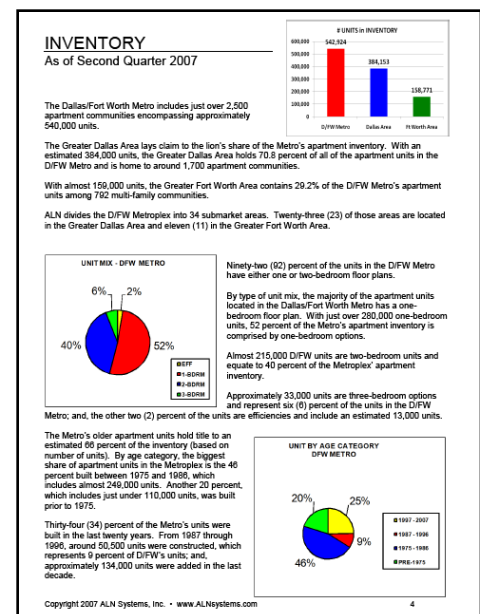
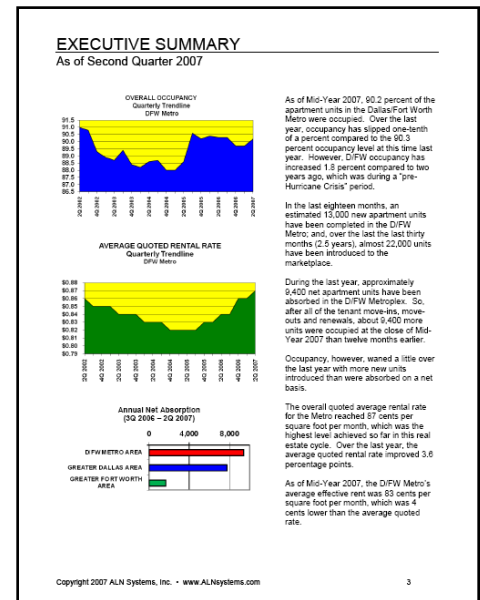
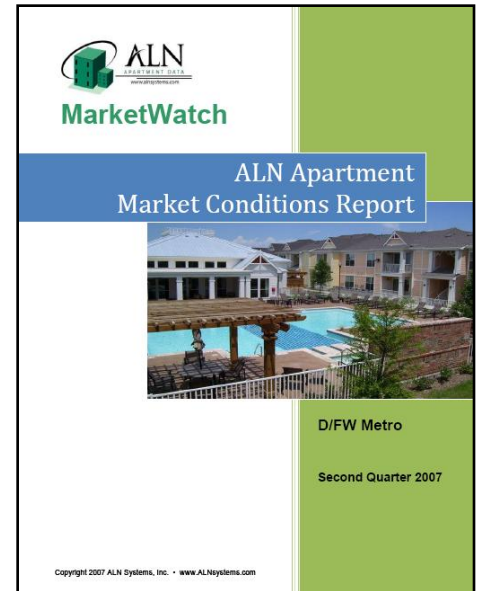
ALN's **MarketWatch** is an ideal tool for use by:

- **Fee Management** needing to document and educate about what is going on in their submarket area. Valuable for both internal and external purposes,
- **Appraisers** needing submarket and metro level information to compare to their "subject" property,
- **Brokers** needing to document how a "for sale" property is performing compared to the overall metro and the submarket,
- **Asset Managers & Owners** evaluating overall portfolio performance using the Metro and Submarket data as a benchmark. Bottom line, a tool to help generate increased rental revenue.
- Plus many others within the multifamily industry, such as Lenders, Consultants, Analysts, Investors, etc.

Contact your ALN Sales Consultant at 1-800-643-6416 and press 1 for Sales.

[www.ALNsystems.com](http://www.ALNsystems.com)

## SAMPLE PAGES



See More Information  
on the Back Page



# MarketWatch

## ALN's Apartment Market Conditions Report Dallas/Fort Worth Metro

MarketWatch includes the following information in its 200+ pages:

- Current & Historical Quarterly Data
- Quarterly Comparisons
- Five-Year Quarterly History of Occupancy, Rent & Absorption
- Best & Worst Submarket Performance
- Overview of Inventory Conditions
- Overview of Occupancy Conditions
- Overview of Net Absorption Conditions
- Overview of New Supply
- Overview of Average Rent Conditions
- Comparison of Quoted & Effective Average Rents
- Overview of Rent Concessions
- Metro and Submarket Profiles

Geographically, statistics & trends are provided for the following areas:

- D/FW Metro,
- Greater Dallas Area,
- Greater Fort Worth Area,
- Each ALN Submarket,
- County Level, and
- City Level

\*\*\*\*\*  
Annual Subscription: \$1500 + tax.

Also available as a **one-time (single issue) purchase** for \$495 + tax.

**Additional Hard Copies** may be purchased by Subscribers for \$100 + tax per copy per edition.

For **SAMPLE PAGES** of MarketWatch, please visit the following link:  
[http://www.alnsystems.com/alnproducts/marketwatch\\_sample1.pdf](http://www.alnsystems.com/alnproducts/marketwatch_sample1.pdf)

To Order or for additional questions, please contact your ALN Sales Consultant at 1-800-643-6416 and press 1 for the ALN Sales Team.

### SAMPLE PAGES

